

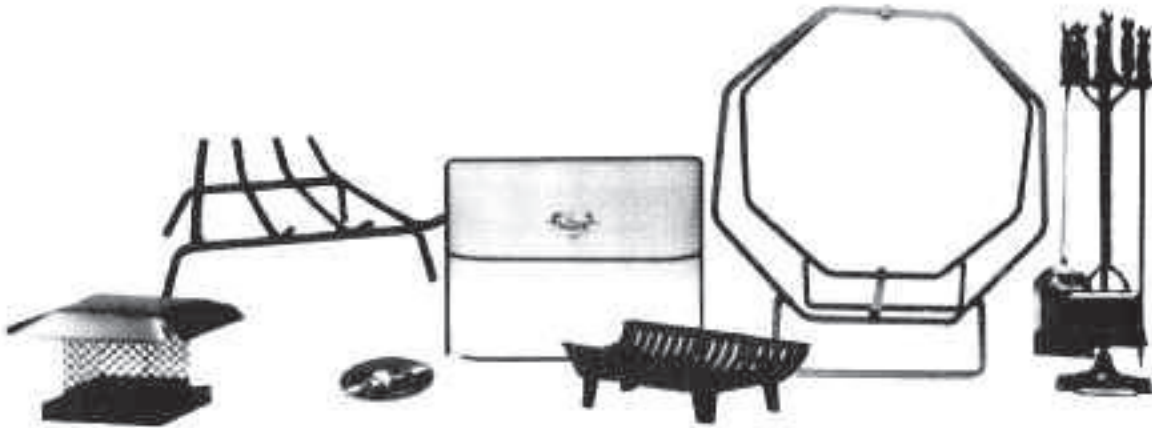
VESTAL Crafted Cast Iron and Steel Bar Grates

ARE YOU INTERESTED IN SAVING TIME AND MONEY?

We offer the most complete line of cast iron and steel bar fireplace grates available.

Vestal offers styles and sizes to fit any design or size fireplace. What do you need – cast iron or steel bar grates, tapered or non-tapered styles, extra heavy, wide, deep, or shallow, traditional or modern styling? And for the lazy man, we even offer a grate to suit his needs. We have them all!


If inventory space is a problem, consider Vestal's nestable grates. The 300-ML series, the J series, and the SF series grates are durable cast iron, with one piece body construction designed to nest for space-saving storage. No assembly required.



FIREPLACE ACCESSORY INDEX

AndironsFA-5
Ash DumpsFA-6
Chimney CapsFA-8
Chimney Top DampersFA-8
Cleanout DoorsFA-7
Fireset ToolsFA-5
Grate Baskets (cast iron)FA-2, FA-3
Grate Baskets (steel bar)FA-4
Log RacksFA-5
Log RestsFA-5
Stove Pipe DampersFA-6

300-ML SERIES



© Copyright 1992
Patented

HEAVY DUTY AMERICAN CRAFTED CAST IRON GRATES


Traditional style wood/coal burning grate. Newly designed one piece construction (nothing to assemble) has sturdy, cast-on legs. Designed to nest for space-saving storage.

Model No.	Dimensions			Standard Package	Wt. Lbs.	Part Code
	Front	Back	Depth			
321-ML	21"	17 ³ / ₄ "	14 ³ / ₄ "	1	21	16-080
324-ML	24"	20 ³ / ₄ "	14 ³ / ₄ "	1	24	16-081
327-ML	27"	23 ³ / ₄ "	14 ³ / ₄ "	1	25	16-082
330-ML	30"	26 ³ / ₄ "	14 ³ / ₄ "	1	29	16-083

*Leg height 3 ⁵/₈"

**MADE IN THE
USA**

SF SERIES



© Copyright 1987

A "Lazy Man's Grate." This self-feeder has been deeply contoured to continually lower burning logs to the grate bottom ember bed. Cast one piece design (no assembly required) also permits nesting for space-saving storage.

Model No.	Dimensions			Standard Package	Wt. Lbs.	Part Code
	Front	Back	Depth			
SF-22	23 ³ / ₄ "	18"	15"	1	27	16-040
SF-26	26 ¹ / ₂ "	22"	15"	1	33	16-041

*Leg height 2 ¹/₄"

**MADE IN THE
USA**

J SERIES



© Copyright 1987


Wood/coal grate rapidly increasing in importance. Shallow 12" depth makes it ideal for use in pre-fab, zero clearance, Franklin stoves and in factory built metal fireplaces. New one piece construction (no assembly needed) with nestable design for space-saving storage.

Model No.	Dimensions			Standard Package	Wt. Lbs.	Part Code
	Front	Back	Depth			
J-18	18"	13"	12"	1	17	16-007
J-21	21"	16"	12"	1	18	16-008
J-23	23"	18"	12"	1	19	16-005
J-27	27"	22"	12"	1	24	16-006

*Leg height 2 ¹/₈"

**MADE IN THE
USA**

HL SERIES



Identical to the J Series except with 4" leg height. Grate fits easily over gas log lighters. Shallow 12" depth makes it ideal for use in pre-fab or zero clearance fireplace.

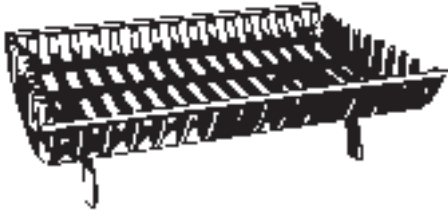
Model No.	Dimensions			Standard Package	Wt. Lbs.	Part Code
	Front	Back	Depth			
HL-23	23"	18"	12"	1	20	16-002
HL-27	27"	22"	12"	1	25	16-003

*Leg height 4"

**MADE IN THE
USA**

VESTAL MANUFACTURING
Sweetwater, TN 37874
800-456-9562

TM SERIES



HEAVY DUTY CAST IRON GRATES

Wood/coal grate in modern curved rib design. Heavy durable construction. Modern curved unit legs. Tapered sides with removable end pieces. Bolt on legs. (Assembly Required.)

Model No.	Dimensions			Standard Package	Wt. Lbs.	Part Code
	Front	Back	Depth			
TM-24	24"	21"	15"	1	30	16-016
TM-28	28"	25"	15"	1	35	16-017
TM-32*	32"	29"	15"	1	40	16-018

*Leg height 3 1/2"

M SERIES



Strictly a wood burning grate whose wide spaced ribs provide extra flame beauty. Non-tapered, it is a "must" for corner or see-through fireplaces. Can be used in a tapered fireplace by dropping down in the width used. Also additional unit(s) can be butted to serve very large openings. Bolt on legs. (Assembly Required.)

Model No.	Dimensions			Standard Package	Wt. Lbs.	Part Code
	Front	Back	Depth			
M-24	24"	24"	16 1/4"	1	33	16-011
M-27	27"	27"	16 1/4"	1	37	16-012
M-30*	30"	30"	16 1/4"	1	39	16-013
M-33*	33"	33"	16 1/4"	1	43	16-014

*Leg height 3 1/2"

400 SERIES



Extra heavy duty oversize wood/coal grate. Note the extra width, depth and weight as shown in the chart below. Truly a rugged grate where a larger unit is required. The multi-ribbed, one piece body gives durability. Bolt on legs. (Assembly required.)

Model No.	Dimensions			Standard Package	Wt. Lbs.	Part Code
	Front	Back	Depth			
436*	36"	32"	17 3/4"	1	55	16-009
442*	42"	38"	17 3/4"	1	64	16-010

*Leg height 4 3/4"

* The TM-32, M-30, M-33, 436, and 442 grates continue to be produced from the same tooling and patterns used at Vestal's foundry for decades. Imported products - made to Vestal specifications.

HEAVY DUTY AMERICAN CRAFTED STEEL BAR GRATES

Vestal offers you a choice of “good-better-best” in the three square steel bar sizes as shown below. Vestal prefers square bar to “off square” diamond, “flattened” diamond or fluted bars. We feel that grate strength (and life) is directly proportional to the amount of steel along the bar’s diagonal. Also, by welding on the diagonal, better heat dissipation is obtained during actual burning. Your wood burning grate ensures easier fire starts and adequate ventilation.



SB SERIES

1/2” SQUARE STEEL BAR

Model No.	Dimensions			Number of Bars	Standard Package	Wt. Lbs.	Part Code
	Front	Back	Depth				
SB-16-L	16”	12”	13”	4	1	7	16-055

*Leg height 3”

Model No.	Dimensions			Number of Bars	Standard Package	Wt. Lbs.	Part Code
	Front	Back	Depth				
SDP-18-L	18”	16”	12”	4	1	7	16-046
SDP-18	18”	16”	12”	5	1	8	16-045

*Leg height 3 1/2”

Model No.	Dimensions			Number of Bars	Standard Package	Wt. Lbs.	Part Code
	Front	Back	Depth				
SB-20-L	20”	16”	15”	4	1	9	16-056
SB-24-L	24”	20”	15”	5	1	10	16-057
SB-27-L	27”	23”	15”	6	1	12	16-058
SB-30-L	30”	26”	15”	7	1	13	16-059

*Leg height 3 1/2”



HB SERIES

5/8” SQUARE STEEL BAR

Model No.	Dimensions			Number of Bars	Standard Package	Wt. Lbs.	Part Code
	Front	Back	Depth				
HB-24-L	24”	20”	15”	5	1	16	16-060
HB-27-L	27”	23”	15”	6	1	19	16-061
HB-30-L	30”	26”	15”	7	1	21	16-062
HB-33	33”	29”	15”	9	1	25	16-066
HB-36	36”	32”	15”	10	1	28	16-067

NOTE: 33” and 36” Grates have 6 legs: Center leg for added strength.

*Leg height 3 1/2”



SD SERIES

5/8” SQUARE STEEL BAR (12” DEPTH)

Model No.	Dimensions			Number of Bars	Standard Package	Wt. Lbs.	Part Code
	Front	Back	Depth				
SD-18	18”	16”	12”	5	1	13	16-050
SD-24	24”	20”	12”	6	1	15	16-051
SD-27	27”	24”	12”	7	1	17	16-052

*Leg height 3 1/2”



XB SERIES

3/4” SQUARE STEEL BAR

Model No.	Dimensions			Number of Bars	Standard Package	Wt. Lbs.	Part Code
	Front	Back	Depth				
XB-24	24”	20”	15”	5	1	21	16-068
XB-27	27”	23”	15”	6	1	24	16-069
XB-30	30”	26”	15”	7	1	28	16-070
XB-36	36”	32”	15”	10	1	35	16-074

*Leg height 3 1/2”



VESTAL MANUFACTURING
Sweetwater, TN 37874
800-456-9562

HEAVY DUTY ANDIRON



For log burning without a grate, we offer the extra heavy duty andiron in satin black. Boxed for convenience and storage, this andiron is for the serious wood burner.

Model No.	Dimensions Each			Standard Package	Wt. Per Pair	Part Code
	Height	Width	Depth			
18 Andiron	18"	10 1/2"	17 1/2"	1 Pair	34	20-009

**MADE IN THE
USA**

LOG RESTS

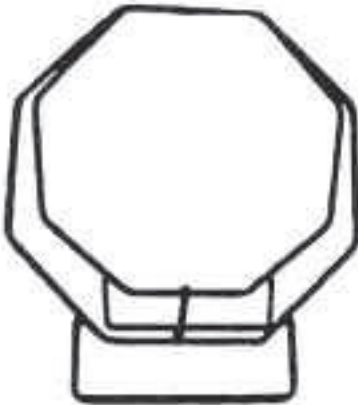


Cast iron log rests (in pairs) are really a multi-purpose style grate. They can be used in a conventional fireplace as well as in the burning of oversized logs. They are often used to slip over the back legs of andirons to provide added protection from movement of the burning logs.

Model No.	Dimensions		Standard Package	Wt. Per Pair	Part Code
	Front	Depth			
LR-15	15"	3 1/2"	1 Pair	19	20-001
LR-19	19"	3 1/2"	1 Pair	21	20-002
LR-21	21"	3 1/2"	1 Pair	23	20-003

*Leg height 3 3/4"

**MADE IN THE
USA**



1/2" SQUARE STEEL BAR LOG RACKS

Comes completely assembled. Solid steel bar will last for many years under heavy load. Hinged at top; spreader bar at bottom. Folds flat to hang in off-season. Four sizes to fit your needs. Either indoor or outdoor use.

Model No.	Size		Standard Package	Weight Lbs.	Part Code
	Width	Depth			
FR-24	24"	14"	1	17	21-001
FR-32	32"	14"	1	21	20-091
FR-42	42"	14"	1	25	20-092
FR-48	48"	14"	1	28	21-002

**MADE IN THE
USA**

INDIVIDUAL TOOLS



* T-1 TONGS
Satin Black
28" Long
Weight: 4 lbs.
Part Code: 20-068



* LL-1 LOG LIGHTER
Cast Iron
Weight: 4 lbs.
Part Code: 20-070



STOVE PIPE DAMPER CAST IRON

Model No.	Size	Standard Package	Wt. Lbs.	Part Code
SP-6	6" Dia.	12	12	19-015
SP-8	8" Dia.	12	18	19-017

Cast Iron and Steel Ash Dumps



* 60 boxes per pallet

ASH DUMPS – SOLID CAST IRON

Model No.	Size	Standard Package		Part Code
		Quantity	Wt. Lbs.	
49	4 1/2" x 9"	12	40	24-001
I-49	4 1/2" x 9" Import	12	40	24-005



* 60 boxes per pallet

ASH DUMPS – ALL STEEL

Model No.	Size	Standard Package		Part Code
		Quantity	Wt. Lbs.	
ST-49	4 1/2" x 9"	12	20	24-003



VENTED ASH DUMPS

CAST IRON OR STEEL

Outside air intake controlled by sliding shutter. Controls outside air source from inside the fireplace. Keeps cold air out when not in use. Easy installation.

Model No.	Description	Standard Package		Part Code
		Quantity	Wt. Lbs.	
94CI0A	Cast iron ash dump with outside air - 4 1/2 x 9	12	46	24-015
940A	Steel ash dump with outside air - 4 1/2 x 9	6	25	24-010



ASH CADDY

CAST IRON GRILLE – GALVANIZED INNER PAIL

Model No.	Top Grille Size	Pail Size		Standard Package		Part Code
		Top	Depth	Quantity	Wt. Lbs.	
AC	9 1/2" x 9 1/2"	9" x 9"	7"	6	45	24-004

Cast Iron and Steel Cleanout Doors



* 60 boxes per pallet

CLEANOUT DOOR -- SOLID CAST IRON

Model No.	Width By Height	Standard Package		Part Code
		Quantity	Wt. Lbs.	
H-88	8" x 8"	6	46	26-001
I-88	8" x 8" Import	6	40	26-002
108	10" x 8"	6	56	26-003
128	12" x 8"	6	66	26-004
1210	12" x 10"	4	64	26-005
1212	12" x 12"	4	69	26-006
1612	16" x 12"	3	62	26-008



STEEL CLEANOUT DOOR

Model No.	Width By Height	Standard Package		Part Code
		Quantity	Wt. Lbs.	
ST-88	8" x 8" Galvanized	6	21	26-011
ST-108	10" x 8" Steel Cleanout	5	22	26-012



VENTED CAST IRON CLEANOUT DOOR

Model No.	Description	Standard Package		Part Code
		Quantity	Wt. Lbs.	
88CIOA	Cast Iron Cleanout Vented for Outside Air 8 x 8	6	46	26-025